


CRAFTMADE™

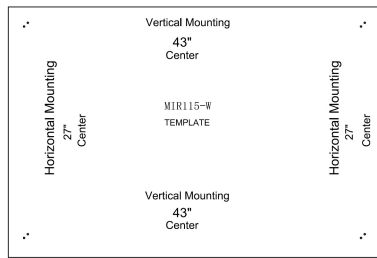
Lighted Mirror # MIR115-W

PLEASE READ THE INSTRUCTIONS BEFORE SET UP AND INSTALLATION

Component parts and fittings



LED Mirror



Paper Template x1

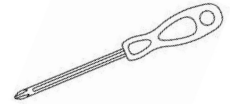


Wire nut x 3
(Included in pack)



Screw & Wall Anchor x 4
(Included in pack)

Suggested Tools:



Screw driver



15/64" Drill bit

Safety Warning

Safety:

- We suggest you spend a short time reading the instruction leaflet.
- Carefully check that you have all the parts before beginning assembly.
- Keep small parts and fittings out of children's reach and keep children well away from construction area, as the unassembled product contains small parts, which could present a choking hazard.
- We suggest you retain these instructions for future reference.
- This appliance can be used by adults ONLY.
- If the supply cord is damaged, it must be replaced by the manufacturer, its service agent or similarly qualified persons in order to avoid a hazard.

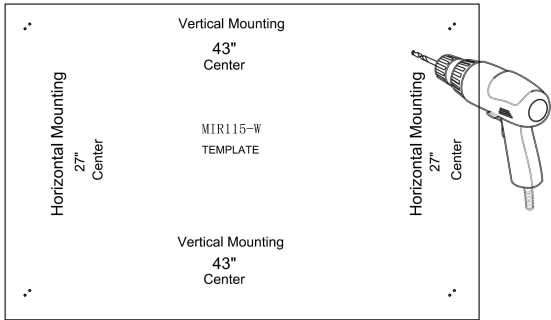
Caution:

- In order to avoid overheating, do not cover the mirror.
- Switch off the mains supply and remove the appropriate fuse or switch off the appropriate circuit breaker before commencing installation
- Make sure that there is no danger that the cord or extension cord is inadvertently be pulled or cause anyone to trip when in use.

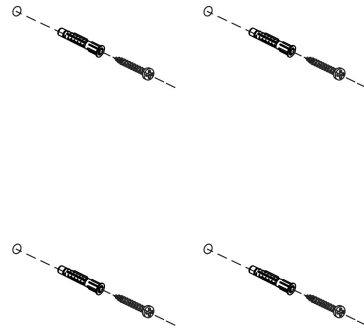
Assembly/User Instruction

Please read all instructions carefully. Before you proceed to install, make sure that the power supply is turned off and remains off until installation is complete.

***This mirror can be mounted horizontally or vertically.**

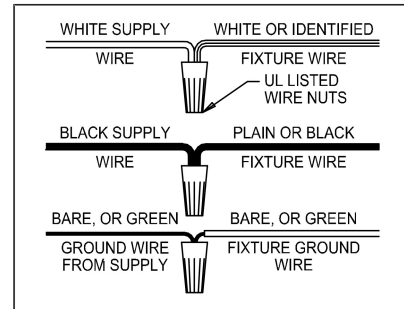
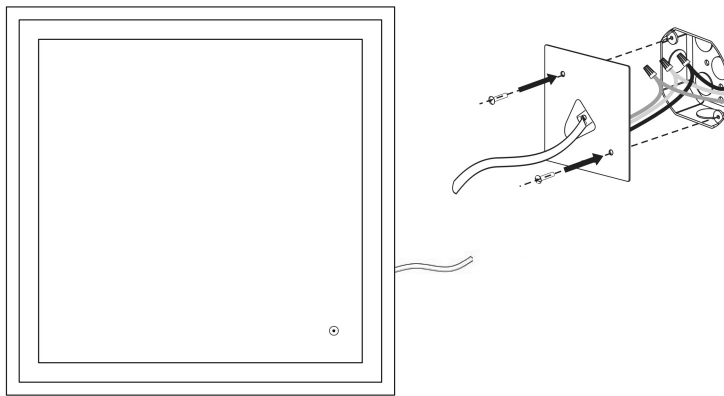


STEP1. Place the wall template on the wall in the location selected for the mirror. Make sure the wall template is level and in the correct position. Secure the wall template to the wall then mark location of the 4 wall anchors as indicated on the template from the wall. Remove the wall template from the wall.

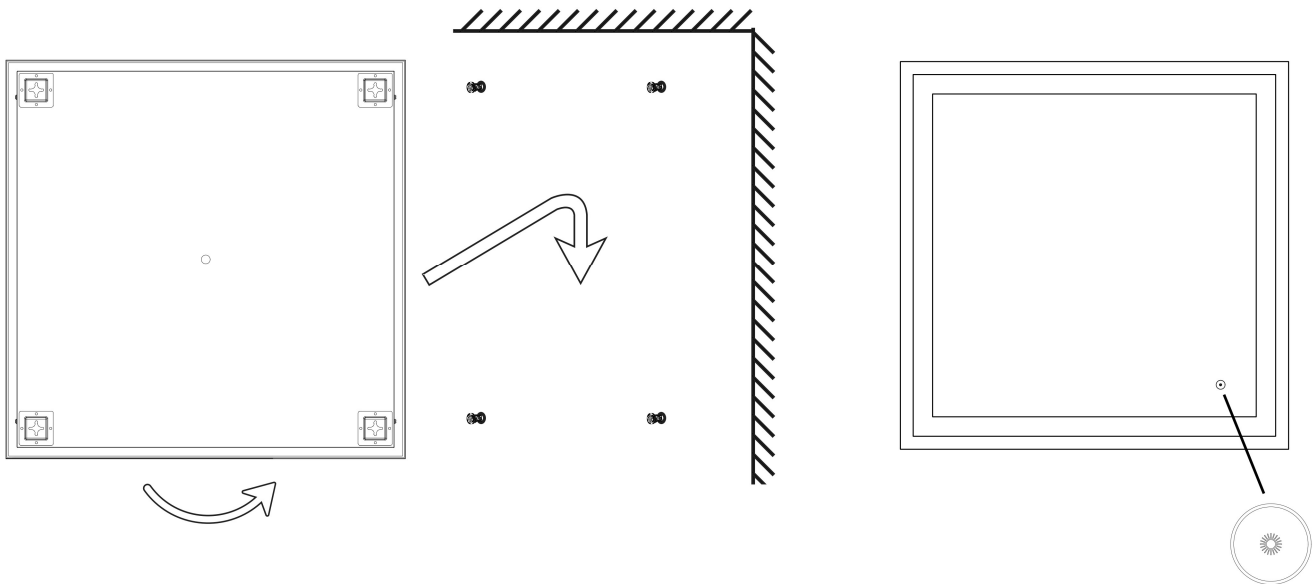


STEP2. Create holes on wall marks and screw the wall anchors, Secure screws into wall anchors.

STEP3. Connect to the main supply by plug, or cut the plug then connect to junction box main supply.



STEP4. Hang up the Mirror on the wall



ON/OFF /DIMMING

DIMMING:

This LED fixture is not compatible with wall dimmer switches.

Light output can only be adjusted by using the touch dimming switch on mirror.

Craftmade Lighting Limited Warranty

Craftmade warrants all its Products to be free from defects in material and workmanship, subject to certain conditions and exclusions, for period of one year from the date the Product was shipped to the original end use purchaser. LED product is warranted for a period of 3 years from the date purchased or shipped to the original end use purchaser. Craftmade will warrant its product only if it is sold through an authorized Craftmade dealer.

Craftmade will, at its discretion, repair, replace or make appropriate adjustment where inspection discloses any defects occurring in normal usage within the applicable time period above, subject to the following conditions and exclusions.

The following costs, expenses and damages are not covered by the provisions of this limited warranty: (1.) labor costs including, but not limited to, costs associated with the removal and reinstallation of Product; (2.) shipping and freight expenses required to return Product to Craftmade.

All warranties only apply to the original end use purchaser and original installation of Products. **This warranty is not transferable.** The provisions of this warranty to not apply to products that are used in commercial applications; used for purposes for which they are not designed or intended; which have been subjected to alteration, accidental damage, abuse, misuse, negligence or accident; which have been improperly stored, installed, maintained or operated; which have been used in violation of written instructions provided by Craftmade ; which have been subjected to improper temperature, humidity or other environmental conditions; or which, based on examination by Craftmade , do not disclose to the satisfaction of Craftmade non-conformance to the warranty. Additionally, this warranty **DOES NOT COVER** scratches, abrasions, or deterioration due to the use of paints, solvents, chemicals or abrasive cleaning techniques.

The above warranties also do not apply if:

The original bill of sale, delivery date, or product number cannot be verified.

The parts claimed to be defective are not returned for inspection if so requested by Craftmade.

The product is not in the possession of the original end use purchaser at the time warranty claim is made.

To obtain Warranty Service, please contact Craftmade through your Lighting Dealer, Lighting Contractor, or by writing Craftmade Attn: Customer Service Department, 3901 S.20th Avenue DFW Airport,TX 75261, or by calling 800.486.4892

Warranty Exclusions:

We use the best weather resistant finishes, nevertheless finishes for fixtures installed outdoors are subject to change due to prolonged exposure to sunlight, pollutants and other environmental conditions. Any claim for fading, discoloration or "patina" of a finish on an outdoor fixture is not applicable to the above warranty. See the "Finish Care & Cleaning" instructions below for proper care and maintenance of your fixture.

The environment within ten miles of a sea coast can be extremely corrosive. Even with the appropriate maintenance, products installed in this environment will typically deteriorate more than products installed in a less severe environment. Some corrosion and/or deterioration is considered "normal wear" in this environment. Any claim for finish failures or for corrosion of other components due to coastal environment conditions is not applicable to the above warranty.

We cannot warranty our Direct Burial Poles due to environmental issues such as moisture, soil acidity and other corrosive soil and air conditions.

At Craftmade we try our best to assure that glass and metal finishes shown in our catalogs match the actual product, but chemical finish variations and hand applied finishes can result in differences between the actual product and printed images.

Craftmade does not authorize any person to create for it any obligation or liability in connection with its Products. The maximum liability is limited to the original purchase price of the product. No action arising out of any claimed breach of this warranty by Craftmade may be brought by the Original User more than one (1) year after the cause of action has arisen.

IMPLIED WARRANTIES INCLUDING THAT OF MERCHANTABILITY AND FITNESS FOR A PARTICULAR PURPOSE ARE EXPRESSLY LIMITED TO THE DURATION OF THIS WARRANTY. CRAFTMADE AND/OR SELLER DISCLAIMS ANY LIABILITY FOR SPECIAL, INCIDENTAL OR CONSEQUENTIAL DAMAGES.

This warranty gives you specific legal rights, and you may also have other rights which vary from state to state. Some states do not allow limitations on incidental or consequential damages or how long an implied warranty lasts, so that the above limitations may not fully apply to you. Refer to your local laws for your specific rights under this warranty.

CARE & CLEANING: Initial care for finishes requires periodic cleaning with a soft cloth, dampened with water. A mild non-abrasive soap may be used along with a soft cloth and water if the fixture is very dirty. Particular care should be taken to avoid abrasive materials and strong cleaning agents as they will quickly destroy the protective coatings and subject the finish to oxidation and discoloration.